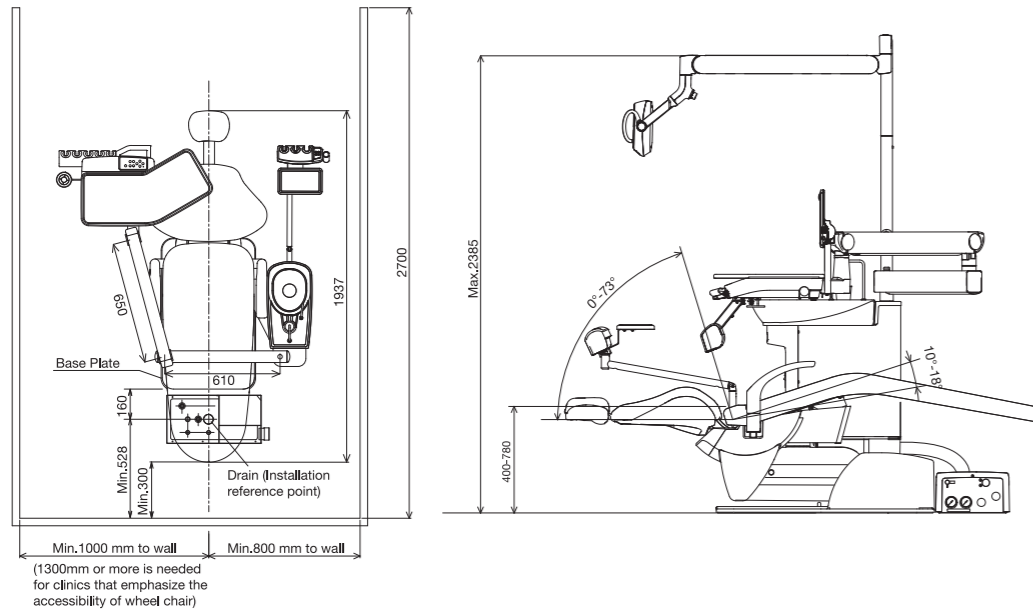


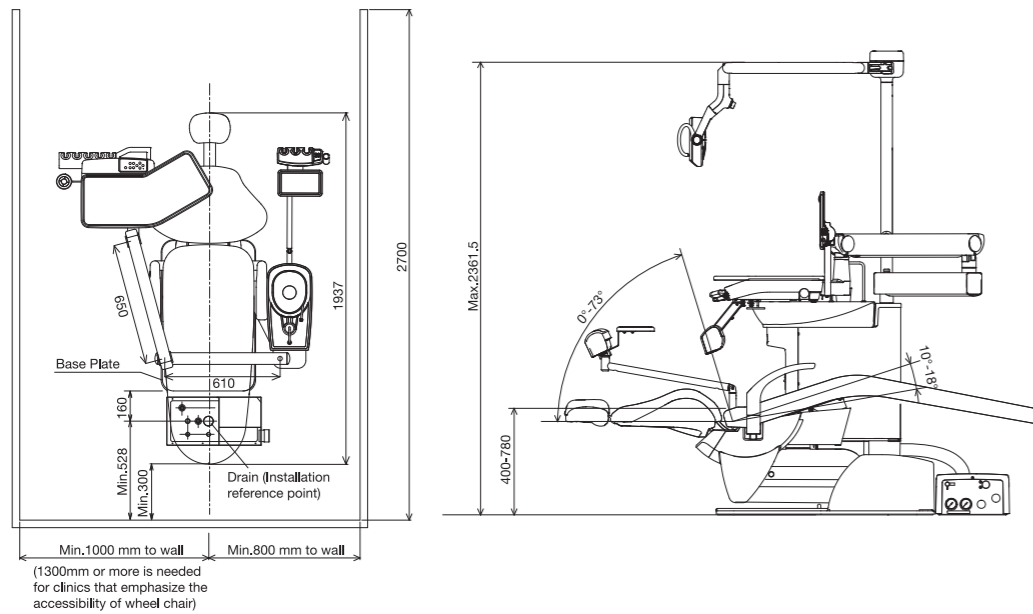
Dimensions

size(mm)

■ CLESTA eIII -EURUS LIGHT-



■ CLESTA eIII -300 LED LIGHT-



CLESTA eIII



CLESTA eIII

offers dentists and patients the comfort of smooth dental treatment

Ergonomics

- Smooth tilting movement by hydraulic system
- Ergonomically shaped cushions

Ease

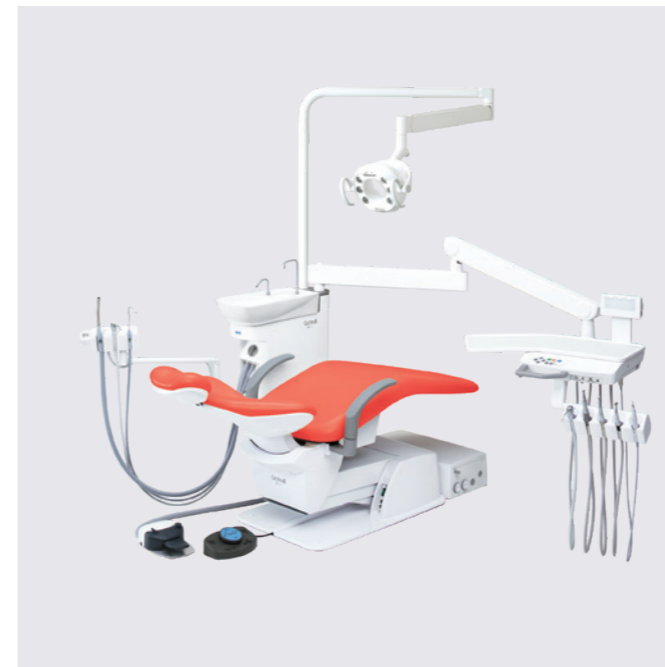
- Smooth-moving operator's table
- Easy-access handpiece holders
- Minimize stress during use

Efficiency

- Create the ideal dentistry environment for both dentists and patients



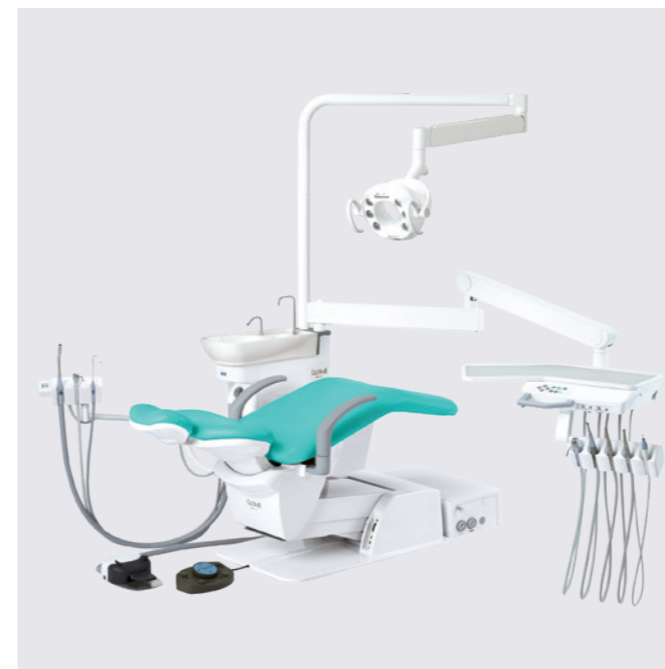
Variations



Holder type



Rod type



Holder type (Pedodontic chair)



Cart Holder type

The combination of electro-hydraulic and air operated system ensures a high standard of reliability and safety.



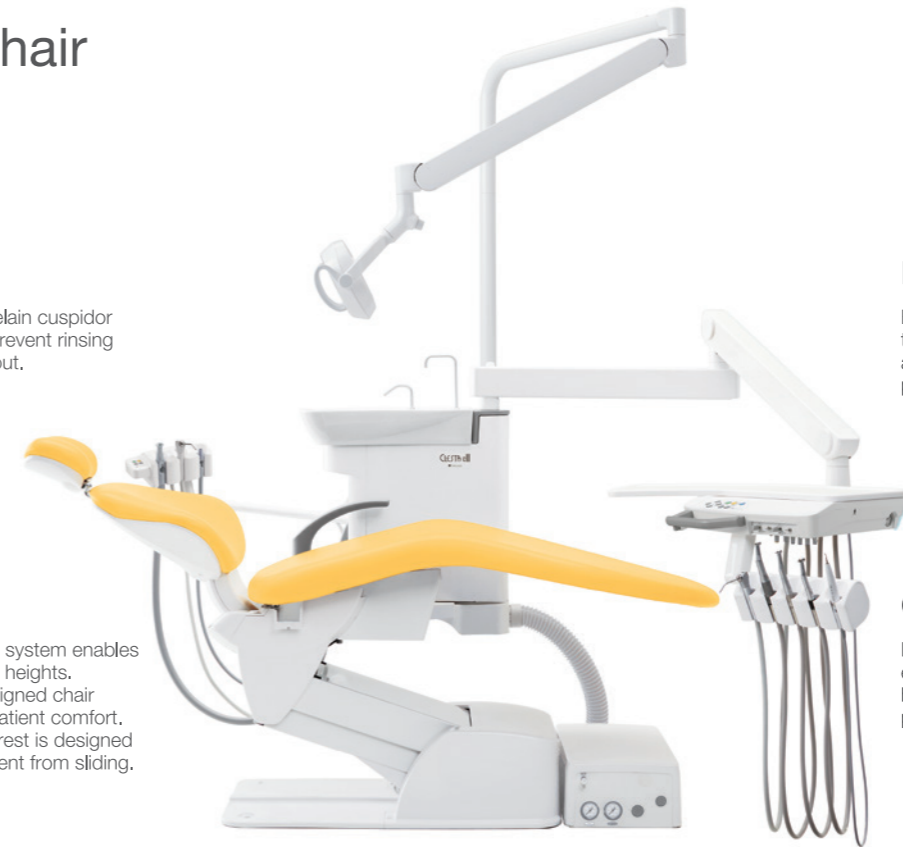
Unit & Chair

Cuspidor

Easy-to-clean porcelain cuspidor bowl is shaped to prevent rinsing water from spilling out.

Chair

- Powerful hydraulic system enables a wide range of lift heights.
- Ergonomically designed chair cushion ensures patient comfort. The reclining backrest is designed to prevent the patient from sliding.



Balance arm

Employing an air brake system, the balance arm enhances mobility and flexibility during dental practice.

Operator's table


Large operator's table ensures ease of use. Swiveling handpiece holder for most appropriate position for dentist.

Light



EURUS LIGHT

The EURUS LIGHT provides sensor activation, stepless intensity between 5,000 lx and 34,000 lx, reproduces natural light with a high functional color rendering capacity.



Flexible lighting

The Belmont spring arm allows the light to be moved around and stay exactly where it is desired so that the dentist/dental assistant can start treatment smoothly. The arm covers a wide area, including the maxillary and mandibular areas of the patient, for sufficient illumination.



300 LED LIGHT

The 300 LED light provides sensor activation, stepless intensity between 3,100 lx and 28,000 lx, three axis rotation and clear light pattern.

Options & Accessories



Flushing tray

The flushing system enables easy cleaning of handpiece water lines. The flushing tray as an extra option allows hands-free flushing.

*Cuspidor bowl shown in the picture is not for CLESTA eIII unit.



Monitor bracket

The flat screen monitor bracket can be adjusted to suit individual need. (not including monitor)



Clean water system

The clean water system offers a choice of 750-ml or 2-liter bottles and can be integrated into the unit to supply handpiece water. The aesthetic cover is an extra option.



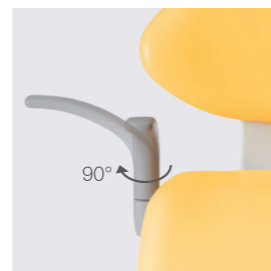
Foot control

One foot control can be selected between two switches to regulate chair movement: ① a manual control switch for up, down, forward, and backward movement, and ② a programmed-position control switch for 0, 1, 2 and last position. Foot control handle is available as an option.



Assistant's console

Assistant sub-tray increases assistant's work efficiency. (Metal sub-tray is not included.) Moreover, curing light holder enhances the operability of the curing light. HVE tips and SE tip are optional.




Rotating armrest

A swing-out armrest for the right side makes it easy for patients to hold and helps elderly patients mount and dismount the chair with ease.



Twin-axis headrest

Suitable for children and adults, and it's improved to adjust patient positioning easily.



Pedodontic chair

CLESTA eIII PEDO has a smaller backrest, a shorter seat and a lower cuspidor position to accommodate young children. The double articulating headrest is available as an option.

● Standard | ○ Selectable | - Not available




















Chair	Standard	PEDO chair
Articulating headrest	●	●
Twin-axis headrest	○	○
Armrest at left side only (fixed)	●	-
Armrest at both side, left side fixed & right side rotated	○	●
8-way foot switch (manual/auto)	●	●

Dentist Element	Unit Body
Membrane switch (chair auto/manual, cupfiller)	Air timered cupfiller & bowl flush
Large operator's table with silicon mat	Sensored cupfiller & bowl flush
Small size operator's table with silicon mat	Water heater
Foot controller A3	Clean water system
Combined foot controller	Separator
3-way syringe	Flushing system
Midwest 4-hole turbine hose	Separated junction box
Electric micromotor	Water Service Outlet
Electric scaler	Air Service Outlet

Assistant Element	Light
Standard type assistant arm	EURUS LIGHT
3-way syringe	300 LED LIGHT

Upholstery Color Options

The colors come in four themes: warm, cool, earth and vitamin. Any choices from these leather colors should match the interior appointments of your clinic.

Warm Color						
	Coral Pink/ES20	Light Pink/ES30	Beige/ES21	Camel/ES14	Bordeaux/ES12	Black/ES8
Cool Color						
	Mint Blue/ES5	Indigo Blue/ES25	Light Blue/ES16	Purple/ES26	Light Gray/ES33	Gray Teal/ES28
Earth Color						
	Rose/ES34	Mauve/ES27	Forest/ES31	Aldo Blue/ES23	Ash Gray/ES32	Chocolate/ES11
Vitamin Color						
	Scarlet Red/ES24	Mandarin Orange/ES22	Lemon Yellow/ES2	Yellow Green/ES18	Sky Blue/ES7	Blue/ES29